


دکتر دُرّی

زبان انگلیسی پایه نهم





Review

در این بخش مطالبی که در پایه هفتم و هشتم آموخته‌اید مرور می‌شود.

*My Name, My Classmates, My Age, My Family, My Appearance, My House,
My Address, My Favorite Food, My Nationality, My Week, My Abilities,
My Health, My City, My Village, My Hobbies.*



Speaking Skills



مانند نمونه زیر، با هم کلاسی خود صحبت کنید.

1

A: Hello. How are you?

B: Hi. I'm fine, thanks. And you?

A: Great, thanks. What's your name?

B: My name is Arezoo Kazemi.

A: How old are you?

B: I'm 15 years old.

A: What about your birthday?

B: It's in Bahman.

A: Where are you from?

B: I'm from Tehran.

A: What is it famous for?

B: It is famous for its metro system and Milad tower.

A: Can you work with a computer?

B: Yes, I can.

A: What do you do in the afternoons?

B: I study my lessons.

A: What do you do as a hobby?

B: I read story books as a hobby.



مانند نمونه زیر، خود را به هم کلاسی‌تان معرفی نمایید.

2

Hi. My first name is **Reza** and my last name is **Sobhani**.

I'm **15** years old and my birthday is in **Esfand**.

My father's name is **Mohsen** and he's a **mechanic**.

My phone number is **46502325**. My address is **21 Mehr Street**.

My favorite food is **rice and kebab** and my favorite drink is **coffee**.

I **go to school** in the morning. I **play football** on Mondays.

I **can play football** very well and I'm **good at swimming**, too.

I'm from **Shiraz**. It's famous for its **museums**. It's **hot in summer**.

I **play with my computer** in my free time and my hobby is **watching movies**.





Reading & Writing Skills

1 با توجه به هر متن، فرم مشخصات آن را تکمیل نمایید.

Hello. My name is Ahmad Samimi. I'm 13 years old and my birthday is in Aban. My father's name is Mohammad. He is a worker. My mother's name is Mina. She is a housewife. My favorite food is rice and chicken. I'm originally from Mashhad and I live here now. My address is 13 Golha Street and my telephone number is 55201410. Mashhad is famous for Imam Reza Holy Shrine. It's hot in summer and cold in winter. I go to school in the mornings. I can play football and Ping-Pong well but I can't play tennis. My hobby is playing football and I watch football matches on TV in my free time.

Name:	City:
Month of birth:	Going to school: in the.....
Age:	Abilities:
Mother's name:	Address:
Mother's job:	Telephone number:
Father's name:	Hobby:
Father's job:	Free time activity:
Favorite food:	

Good afternoon. My name is Azita. I am 14 years old. My father is a doctor and my mother is a housewife. My father's name is Mohsen. He is 45 years old. My mother's name is Zahra and she is 40 years old. It is 7 a.m. and I am going to school. I am wearing a gray manteau and a brown scarf. I go to Azadi School at 23, Saman Street. It is in the centre of Kerman. I am originally from Kerman. I am a good girl because I help my mother. I can cook well. I am, also, very good at swimming. In my free time, I go swimming with my friends. My hobbies are reading novels and watching cartoons. My favorite cartoon is Tom and Jerry.

Name:	School address:
Age:	Going to school: in the.....
Father's name:	Abilities:
Father's job:	Hobbies:
Mother's name:
Mother's job:	Free time activity:
City:	Favorite cartoon:





متن زیر را با مشخصات خودتان کامل نمایید و خود را برای ارایه سخنرانی در کلاس آماده کنید.

2

Hello! My first name is..... and my last name is

I am..... years old. My birthday is in

I am from..... . It is famous for

I am a student at school.

My father's name is He is years old.

My mother's name is She isyears old.

I have brother(s) and sister(s).

My phone number is.....

My email address is.....

My address is

I.....every day.

I like

My favorite food is

I'm good at.....

I can , too.

Iin my free time.



مطالب لرایه شده در کتاب هفتم (Prospect 1)

Lesson 1

Practice 1: Greeting

Hi, Ali. Hello, Maryam.	Hi, Reza. Hello, Kimia.
How are you? How are you today?	Fine, thanks / thank you. Great, thanks.
Good morning. Good afternoon. Good morning.	Good morning, Mrs. Azari. Good afternoon, Miss Moniri. Good morning, Mr. Ahmadi.

Practice 2: Introducing Yourself

What's your name?	My name's Ali. I'm Ali.
What's your first name? What's your last name?	My first name is Mina. My last name is Karimi.

Lesson 2

Practice 1: Introducing Others

This is my friend Parham.
This is my classmate Parisa.
This is my English teacher Mr. Kamali.
Nice to meet you.
Nice to meet you, too.

Practice 2: Asking Someone's Name

Who is that boy?	He's my friend Erfan.
Who is that girl?	She's my classmate Parisa.
Who is that man?	He's my teacher Mr. Karimi.
Who is that woman?	She's my teacher Miss/Mrs. Bahrami.

Lesson 3

Practice 1: Talking about Your Age

How old are you?	I'm 12. I'm 12 years old.
------------------	------------------------------

Practice 2: Talking about Date

When is your birthday?	It's in Bahman.
When's your birthday?	In Bahman.

Lesson 4

Practice 1: Talking about Your Family (Age)

How old is your father?	He's 38 (years old).
How old is your mother?	She's 35 (years old).
How old is your brother?	He's 14 (years old).
How old is your sister?	She's 8 (years old).
How old is your uncle?	He's 45 (years old).
How old is your aunt?	She's 30 (years old).

Practice 2: Talking about Your Family (Job)

What is your father's job?	He's a mechanic.
What is your mother's job?	She's a housewife.
What is his uncle's job?	He's a doctor.
What is her aunt's job?	She's a nurse.
What is his job?	He's a teacher.
What is her job?	She's a dentist.

Lesson 5

Practice 1: Talking about Appearance (Height, Clothes, and Color)

Who is Mr. Davoodi?	He's the tall man. He's wearing a gray suit.
Who's Mrs. Lari?	She's the tall woman. She's wearing a black chador.
Which one is Laleh?	She's the tall girl. She's wearing a brown scarf.
Which one is Reza?	He's the short boy. He's wearing a white shirt.

Practice 2: Talking about Appearance (Age, Clothes, and Color)

Who is Mr. Lotfi?	He's the old man. He's wearing a green jacket.
Who's Mrs. Danesh?	She's the old woman. She's wearing a brown manteau.
Which one is Dorna?	She's the young girl. She's wearing a gray scarf.
Which one is your teacher?	He's the young man. He's wearing a blue suit.

Lesson 6

Practice 1: Talking about Where People Are

Where are you?	I'm in the bedroom.
Where is he?	He's in the living room.
Where is she?	She is in her office.
Where are they?	They're in the garage.

Practice 2: Talking about What People Are Doing

What are you doing?	I'm cooking.
What is he doing?	He's watching TV.
What is she doing?	She's reading a book.
What are they doing?	They're playing football.

Lesson 7

Practice 1: Talking about Your Address

What's your address?	15 Shahid Hakim Street, Manzarieh.
Where do you live?	24 Laleh Street, Sa'dieh.
What's his address?	39 Kargar Street, Baharestan.
What's her address?	67 Mahan Street.
What's their address?	81 Farnam Street.

Practice 2: Talking about Your Telephone Number

What's your telephone number?	433-7891.
What's Ali's home number?	652-0796.
What's his mobile phone number?	0925-3345462.
What's her office phone number?	213-4561.
What's their telephone number?	598-9863.

Practice 3: Telling the Time

What time is it?	10 (O'clock).
What time are you going?	At 5:45 in the afternoon/p.m.
What time is he going?	8: 20 in the morning/a.m.
What time is she coming back?	7:15 in the evening/p.m.
What time are they leaving?	At 9:30

Lesson 8

Practice 1: Talking about Your Favorite Food and Drinks

What's your favorite food?	Rice and kebab.
What's your favorite drink?	Orange juice.
What do you like to eat/drink?	Some cake and milk.

Practice 2: Making Suggestions

I'm hungry.	How about some cake and milk?
I'm thirsty.	Let's have something to drink.
I feel hungry/thirsty.	Let's take something to eat/drink.



مطالب آرایه شده در کتاب هشتم (Prospect 2)

Lesson 1

Practice 1: Talking about Nationalities (1)

Are you from Iran?	Yes, I am. / Yes, we are.
Are you from France?	No, I'm not. / No, we're not.
Is she/he from England?	Yes, she/he is.
Is she/he from China?	No, she/he isn't.
Are they from Spain?	Yes, they are.
Are they from Brazil?	No, they aren't.

Practice 2: Talking about Nationalities (2)

Are you Iranian?	Yes, I am. / Yes, we are.
Are you French?	No, I'm not. / No, we're not.
Is she/he British?	Yes, she/he is.
Is she/he Chinese?	No, she/he isn't.
Are they Spanish?	Yes, they are.
Are they Brazilian?	No, they aren't.

Practice 3: Talking about Nationalities (3)

Where are you from?	(I'm / We're from) Iran.
Where is Mary /she from?	(She's from) England.
Where is Mark /he from?	(He's from) France.
Where are they from?	(They're from) Spain.

Lesson 2

Practice 1: Talking about Daily Activities (1)

What do you do in the mornings?	I go to school.
What do you do in the afternoons?	We play sports.
What do you do in the evenings?	I study my lessons.
What do you do on Friday mornings?	We watch TV.
What do you do on Thursday evenings?	I visit my relatives.

Practice 2: Talking about Daily Activities (2)

What days / When do you go to school?	Every weekday.
What days / When do you go shopping?	Every Wednesday afternoon.
What days / When do you play sports?	On Saturdays and Tuesdays.
What days / When do you study English?	On Monday mornings.
What days / When do you go to the library?	On Sunday afternoons.

Lesson 3

Practice 1: Talking about Abilities (1)

Are you good at drawing?	Yes, I am. / No, I'm not.
Is she good at cooking?	Yes, she is. / No, she isn't.
Is he good at playing football?	Yes, he is. / No, he isn't.
Are you good at searching the Web?	Yes, we are. / No, we aren't.
Are they good at swimming?	Yes, they are. / No, they aren't.

Practice 2: Talking about Abilities (2)

Can you make a cake?	Yes, I can. / No, I can't.
Can she search the Web?	Yes, she can. / No, she can't.
Can he do a puzzle?	Yes, he can. / No, he can't.
Can you ride a bicycle?	Yes, we can. / No, we can't.
Can they play basketball?	Yes, they can. / No, they can't.

Practice 3: Talking about Abilities (3)

Who can work with a computer?	All students can.
Who can play tennis?	Ali can play tennis well.
Who can draw?	Parham can, but not very well.
Who can take photos?	Marjan and Leila can.
Who is good at telling stories?	Me.

Lesson 4

Practice 1: Talking about your health problems

Are you OK?	No, I have a headache.
Is she all right?	No, she has a sore throat.
Is he OK?	No, he has a backache.
What's wrong?	I have a toothache.
What's the matter?	He has a runny nose.
What's the problem?	I have the flu.

Practice 2: Giving health advice

I have a headache.	Why don't you get some rest?
I have a sore throat.	You should see a doctor.
I have a cold.	You should rest.
I have a toothache.	Go to the dentist.
I have a running nose.	Why don't you see a doctor?

Lesson 5

Practice 1: Talking about a Place (1)

Where is Isfahan?	It's in the center of Iran.
Where is Maku?	It's in the north-west.
Where is Karaj?	It's near the capital.
Where is it?	It's in the south.

Practice 2: Talking about a Place (2)

What's Isfahan like?	It's old.
What is it famous for?	It's a big city.
	It's very clean.
	It's very famous for its old mosques.

Practice 3: Talking about a Place (3)

Are there any libraries?	Yes, there are. / No, there aren't.
Is there a metro system?	Yes, there is. / No, there isn't.
Are there any restaurants?	Yes, many.
Are there any museums?	Yes, some great ones.
Is there a stadium?	Yes, a new one.

Lesson 6

Practice 1: Talking about a Place (1)

What is Ghez-ghal'eh like?	It's a mountain village.
Is it near the city?	Yes, it is. / No, it isn't.
What is it famous for?	It's famous for its sunflower fields.
What's the people's job?	They work on farms and raise animals.

Practice 2: Talking about a Place (2)

Are there any fields?	Yes, there are.
Is there a river?	No, there isn't.
Is there a mountain?	Yes, there is.
Are there many people in the village?	No, there aren't.

Practice 3: Talking about the Weather and Seasons

What's the weather like in Ghez-ghal'eh?	It's windy/sunny/rainy/snowy in summer.
What about the weather?	It's hot/cold/warm/wet/dry.
Is it cold in winter?	Yes, it is. / No, it isn't.
Is there much rain in spring?	Yes, there is. / No, there isn't.

Lesson 7

Practice 1: Talking about Your Hobbies

Do you have any hobbies?	Yes, listening to stories on the radio.
What do you do as a hobby?	I watch movies as a hobby.
Do you like reading?	Yes, very much.
What's your hobby?	I enjoy searching the Web.

Practice 2: Talking about Your Free Time Activities

What do you do in your free time?	I go horse riding.
What do you like to do in your free time?	I play tennis.
	I usually go shopping.
	I walk in the park.
	I like playing computer games.



1

Personality

خصوصیات فردی

در این درس خواهید آموخت که چگونه:

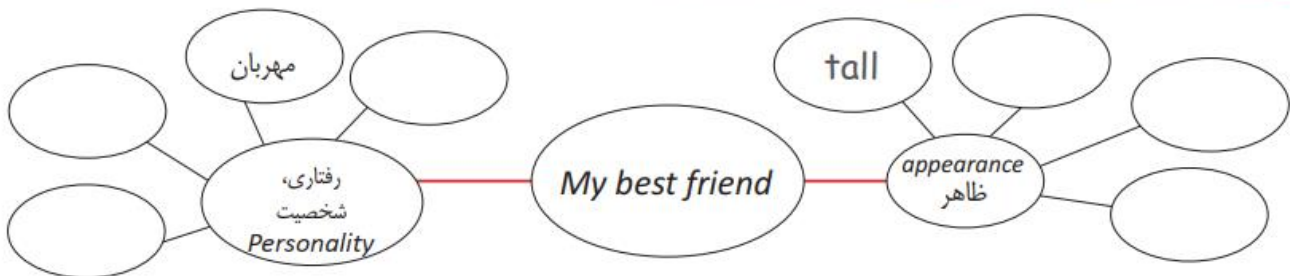
- درباره خصوصیت‌های یک نفر صحبت کنید.
- جمله‌های خبری را با لحن مناسب بخوانید.
- افعال *to be* که شامل (*am, is, are*) می‌باشد را استفاده نمایید.
- ساختار (*There is / There are*) را استفاده نمایید.



Speaking

A Conversation (مکالمه)

1 برای توصیف خصوصیات ظاهری / رفتاری افراد (مثلاً بهترین دوست خود) از چه کلماتی استفاده می‌کنید؟



2 به مکالمه زیر به دقت گوش کنید و جمله‌های صحیح را با (✓) و جمله‌های غلط را با (X) مشخص کنید.

1. Parham's best friend is Reza.
2. Reza is kind and clever.
3. Parham is clever and helpful.
4. Parham helps Reza with his lessons.

Ehsan: Who is your best friend at school?

Parham: Reza.

Ehsan: What's he like?

Parham: Oh, he is really great! He's clever and kind.

Ehsan: Is he hard-working, too?

Parham: Yes! And he's always very helpful.

Ehsan: How?

Parham: He always helps me with my lessons.



3 دوباره به این مکالمه گوش کنید و پاسخ‌های خود را با مکالمه مقایسه نمایید.



B Practice 1: Talking about Personality (1) (صحبت درباره خصوصیت‌های فردی)

4 به نمونه‌های زیر گوش کنید و آن‌ها را تکرار نمایید.

1 **Are you hard-working?**
Yes, I am.

2 **Is he clever?**
Yes, he is.

3 **Is Zahra talkative?**
No, she isn't.

4 **Are they neat?**
Yes, they are.

5 **Are they upset?**
No, they're not.

حالا با هم کلاسی خود جملات بالا را تمرین کنید.

5 به کلمه‌ها و مثال‌ها با دقت گوش کنید و آن‌ها را تکرار نمایید.

1 **angry**
He is an angry driver.

2 **brave**
He is a brave boy.

3 **careless**
He is a careless man.

4 **cruel**
He is a cruel Israeli Soldier.

5 **rude**
He is a rude boy.

6 **upset**
She is an upset girl.

7 **nervous**
He is a nervous man.

8 **quiet**
a quiet place

9 **funny**
He told a funny joke.

10 **selfish**
He is a selfish person.

11 **neat**
He is a neat person.

12 **tidy**
He is a tidy boy.

13 **clever**
He is a clever boy.

14 **kind**
He is a kind doctor.

15 **serious**
She is a serious person.

16 **pleasant**
a pleasant environment

17 **lazy**
He is a lazy person.

18 **shy**
She is a shy girl.



C Practice 2: Talking about Personality (2) (صحبت درباره خصوصیت‌های فردی)

6 به نمونه‌های زیر گوش کنید و آن‌ها را تکرار نمایید.

1 **What's your friend like?**
He's very funny.

2 **What's your mother like?**
She's very kind and patient.

3 **What's he like?**
He is quiet.

4 **What's she like?**
She is clever.

5 **What are you like?**
I'm a bit serious.

6 **What are they like?**
They are very kind.

حالا با هم کلاسی خود جملات بالا را تمرین کنید.



7 مانند نمونه زیر، درباره خصوصیت‌های خود با هم کلاسی تان صحبت کنید.

- A:** What are you like? **B:** I'm kind and patient.
A: Are you shy? **B:** No, I'm not.

D Role Play



8 به عنوان یک مشاور، از هم کلاسی خود خصوصیت‌های اعضای خانواده‌اش را پرسیده و در جدول زیر بنویسید.

Family members	Personality
father	
mother	
brother	
sister	

E Monolog



9 مانند نمونه زیر خصوصیت‌های اخلاقی خود را به هم کلاسی تان بگویید.

Hi. I'm Arezoo. I'm a bit serious. I like to help my friends and I'm a helpful person. I'm kind and patient, too.





Language Melody



1 به مکالمه زیر گوش کنید و به آهنگ جمله‌ها توجه نمایید.

Teacher: Farzaneh is a clever student. Everybody likes her.

Samira: Yes. I know. She is also very helpful.

Teacher: Well, you can ask her for help.

Samira: Ok, I'll ask her to help me with my English.

با معلم خود صحبت کنید

Let me check it in the dictionary.

اجازه بده آن را در فرهنگ لغات چک کنم.



2 به جمله‌های زیر با دقت گوش کنید و آن‌ها را تکرار نمایید. (به آهنگ جمله‌ها توجه کنید).

1. He's very kind.

4. Everybody likes her.

2. She's very patient.

5. I do my homework.

3. You are very clever.

6. She works for a company.

آهنگ جمله‌های خبری (affirmative)

به صورت falling می‌باشد.



3 درباره خصوصیت‌های خود جملاتی را با آهنگ صحیح بگویید.

Rules Of Grammar

Grammar

فعل to be
am / is / are

1 متن زیر را با هم کلاسی خود بخوانید.

I am Ali Sadeghi. I am a very kind doctor. My best friend's name is Reza.

He is a teacher. He is a helpful person. His wife, Sara, is a nurse. She is patient.

They are very hard-working. They have a Mynah bird*. It is very funny. It says:

"Hello Ali" "Hello Sara" and many other words.



* مرغ مینا

2 با توجه به جمله‌های بالا، جدول زیر را با کمک هم کلاسی و معلم خود کامل کنید.

Affirmative +			Negative - (مخفف)			Yes/No Question ?		Short Answer (پاسخ کوتاه)	
I	am	I'm	I	am not	I'm not	Am	I?	Yes,	I am (not) .
He			He		He's not / He isn't		he?		he
She			She		/		she?		she
It			It		/		it?		it
We		We're	We		We're not / We aren't		we?	No,	we
You			You		/		you?		you
They			They		/		they?		they

از فعل (to be) به معنای بودن و هستن برای گفتن نام، سن، شغل و خصوصیت‌های یک نفر می‌توان استفاده کرد.



Mina and I	We	Mehdi and Reza	Mina
You and Ali	American soldiers	Afshin

3 در مقابل هر ردیف، ضمیر فاعلی مناسب بنویسید.





4 با استفاده از کلمه‌های داده شده، مانند نمونه با هم کلاسی خود صحبت کنید.

Example: He / Angry / Yes.

Is he angry?

Yes, he is.



- | | |
|------------------------------------|--------------------------|
| 1. She / upset / No | 5. She / selfish / No |
| 2. American soldiers / cruel / Yes | 6. That man / angry / No |
| 3. He / brave / Yes | 7. They / serious / No |
| 4. Mina / nervous / Yes | 8. Sina / shy / No |

5 مکالمه‌ها را بخوانید و شکل مناسب فعل **to be** را انتخاب کنید.

- | | |
|---|--|
| 1. A: What (am – is – are) your friend like? | B: He (am – is – are) very funny. |
| 2. A: (Am – Is – Are) his father kind? | B: Yes, he (am – is – are) really kind. |
| 3. A: What (am – is – are) you like? | B: I (am – is – are) a bit shy. |
| 4. A: (Am – Is – Are) your mother helpful? | B: Yes, she (am – is – are). |
| 5. A: What (am – is – are) your mother like? | B: She (am – is – are) very kind and patient. |
| 6. A: (Am – Is – Are) they funny? | B: No, they (am – is – are) not funny. |
| 7. A: What (am – is – are) he like? | B: He (am – is – are) quiet. |
| 8. A: What (am – is – are) she like? | B: She (am – is – are) very clever. |

6 مکالمه‌ها را بخوانید و در جاهای خالی، فعل **to be** و ضمیر مناسب بنویسید.

Example A: What **is** your mother like?

- | | |
|---|---|
| 1. A: What her mother like? | B: She is very kind. |
| 2. A: Ali helpful? | B: very patient. |
| 3. A: What you like? | B: Yes, really helpful. |
| 4. A: your parents kind? | B: a bit serious. |
| 5. A: What your sister like? | B: Yes, |
| 6. A: you careless? | B: clever. |
| 7. A: What they like? | B: No, not. |
| 8. A: Sara upset? | B: They really rude. |
| | B: No, not. |

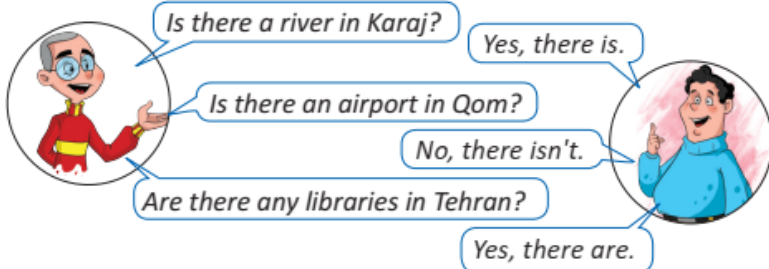
7 متن زیر درباره "رضا صالحی" است. جاهای خالی آن را با شکل مناسب فعل **to be** کامل کنید.

- 1) Good evening boys and girls. I Reza Salehi. I a serious teacher. I (not) angry but I very serious in my job. This my friend Tooraj. He a good Arabic teacher. He tells funny jokes and his students like him very much. His wife's name Mahsa. She a tailor and she very careful. She (not) talkative.
- 2) My family and I are watching TV now. We watch news at 9 o'clock every night. The news is about Israeli soldiers. They very cruel. They (not) kind to Palestinian people. You, prospect 3 students, hard-working. You fight with Israeli soldiers with your great marks.



Grammar Plus: Page 75

۸ مکالمه زیر را با هم کلاسی خود بخوانید و سپس جدول‌های زیر را کامل کنید.



There is + اسم مفرد
There are + اسم جمع

از این ساختار به معنای "وجود داشتن و موجود بودن" مانند نمونه‌های ارایه شده استفاده می‌شود.



Affirmative +		
There	is	a river.
		two rivers.

Negative		
There	is not / isn't	a river.
	are /	two rivers.

Yes/No Question ?		
.....	there	a river?
.....		two rivers?

Short Answer (پاسخ کوتاه)			
Yes, there	is	No, there	aren't



۹ مانند نمونه، درباره وسایل موجود در تصویر با هم کلاسی خود سوال و جواب نمایید.



۱۰ با توجه به وسایل موجود در کلاس درس، با هم کلاسی خود به این سؤال‌ها پاسخ دهید.

1. Is there a blackboard in the classroom?
2. Is there a whiteboard in the classroom?
3. Are there many desks in the classroom?
4. Is there a smart board in the classroom?
5. Are there 30 students in the classroom?
6. Is there a chair in the classroom?

Yes, there is. / No, there isn't.



Talk More - Student A: P.78 Student B: P.80





Listening

Good Advice
ابتدا هر سؤال را با کمک هم کلاسی و معلم خود بخوانید
سپس به آن‌ها پاسخ دهید. سپس پاسخ خود را با پاسخ
هم کلاسی خود مقایسه کنید.

1 به فایل صوتی گوش دهید و تصاویر زیر را شماره‌گذاری نمایید (یک تصویر اضافه است).



به فایل صوتی مجدد گوش دهید و جاهای خالی را پر کنید.

- 1) I know of a very good doctor. He is and experienced.
- 2) Hamid is a student. He is also very
- 3) My brother is very because he has a driving test in an hour.
- 4) Ms. Moniri is because students didn't answer the questions well.
- 5) The students in this class are

2 به فایل صوتی با دقت گوش کنید و جمله‌های صحیح را با (✓) و جمله‌های غلط را با (X) مشخص کنید.

1- Isfahan is an old city.

2- It is not clean. It is very dirty.

3- It is famous for its tall buildings.

4- People in Isfahan are kind and clever.

3 به مکالمه گوش کنید و جدول زیر را کامل نمایید.

Name	Good Personality	Bad Personality
Leila	Clever and	Careless and a little
Mozhdeh	Caring and	Lazy and

4 به فایل صوتی گوش دهید و جمله‌های زیر را کامل کنید.

My best teacher is my math teacher, Mr. Smith. He is a man. He is wearing a red shirt and trousers. He is very and kind. All the students like him. He always us with our

5 در هر مکالمه، جمله‌ای که مناسب ادامه آن می‌باشد را انتخاب کنید.

- 1
- Thank you.
 - He is kind and helpful.
 - He always helps me.


- 2
- No, he isn't very cruel.
 - OK, I'll ask him to help me
 - Yes, he is a student.

- 3
- I'm a bit serious.
 - He is very funny.
 - I am not tidy at all.


- 4
- No, he isn't.
 - No, she isn't.
 - Yes, he is very kind.



 **Prospect Book Listening Section**

6 به مکالمه گوش کنید و جدول زیر را کامل کنید. 

Name	Personality

7 به فایل صوتی گوش کنید و به سوالات زیر پاسخ دهید. 

1. **A:** What's Iran like? **B:** Iran is a country.
2. **A:** What are Iranian people like? **B:** Iranian people are.....,, and



Reading & Writing

Good Advice
ابتدا هر سؤال را با کمک هم کلاسی و معلم خود بخوانید
سپس به آن‌ها پاسخ دهید. سپس پاسخ خود را با پاسخ
هم کلاسی خود مقایسه کنید.

1 با توجه به هر جمله، در جای خالی یک خصوصیت مناسب از بین خصوصیت‌های داده شده بنویسید.

- Sara Talks a lot. She's a girl.
- Ali answers all the questions. He's a boy.
- Mrs. Amini cleans the room well. She's
- Behnam eats and drinks when he drives. He's
- Mr. Jalili helps people. He's a man.
- Maryam studies hard. She's a student.

- helpful
- clever
- hard-wroking
- neat
- careless
- talkative

2 متن زیر را با کلمه‌های داده شده کامل کنید(یک کلمه اضافه است).

I have many friends. These are just some of them.
Afsaneh and Negar don't like jokes. They are very.....
My best friend, Nazanin, helps people. She is really

Yeganeh is a nurse. She is very kind and.....
This is Hengameh. She is a bit She talks more on the phone.

- upset
- helpful
- serious
- brave
- patient

3 برای هر تصویر یک جمله مناسب بنویسید.




4 با توجه به متن زیر، به سوالات پاسخ کامل دهید.

Reading Strategies



Scanning عبارت است از خواندن سریع متن برای یافتن اطلاعات خاص، مثل: نام، شغل، تاریخ و ...

Hi. I'm Hamid and this is a picture of my family. Look! I'm wearing a green shirt. I'm clever and neat. Abbas is my brother. He is brave and helpful. My sister, Zahra, is neat and pretty. She is 10 years old. Those are my parents. They are very kind and hard-working. I love my family.



1. What color is Hamid's shirt?
2. What is his brother's name?
3. How old is his sister?
4. What are his parents like?

5 متن‌های زیر را با هم‌کلاسی خود بخوانید و زیر خصوصیت‌های هر فرد خط بکشید.

1 She is Ms. Amini. She is our teacher. We like her very much. She is hard-working and kind.

2 Mr. Alinejad is a careless driver. He had an accident. He is angry and nervous now.

3 My little sister is very quiet. She is 5 years old. Her name is Yasaman. She is very clever and funny.

با توجه به متن‌های فوق، تصاویر را شماره‌گذاری نمایید. (یک تصویر اضافی است)



با توجه به سه متن فوق، خصوصیت‌های افراد زیر را بنویسید.

1 Ms. Amini is

2 Yasaman is

با توجه به سه متن فوق، پاسخ سؤال‌های زیر را به صورت کامل بنویسید.

- 1 What's Mr. Alinejad like?
- 2 Is Yasaman clever?
- 3 What's the teacher like?
- 4 Who is careless?
- 5 What's Mr. Alinejad's job?



6 در جدول زیر خصوصیت‌های اخلاقی اعضای خانواده خود را بنویسید.

Name	Relation (father, mother, brother, sister)	Personality		
Example Ali	father	kind	serious	helpful

7 با توجه به جدول بالا، چند جمله درباره خصوصیت‌های اخلاقی اعضای خانواده خود بنویسید.

1.
2.
3.
4.

Reading 1: Page 82



یک متن با استفاده از فعل **to be** درباره خودتان بنویسید. (نام، سن، شغل، خصوصیات و...) سپس خود را برای ارایه این متن به صورت یک سخنرانی در کلاس آماده کنید.

8

.....

.....

.....

.....

.....

Peer Edit	
✓	Checklist Items
	از نقطه، علامت‌سؤال و علامت تعجب به صورت صحیح استفاده کرده است.
	حروف بزرگ اول جمله‌ها را رعایت کرده است.
	حرف بزرگ اول اسم، فاعیل، شهر و کشور و اسم‌های خاص را رعایت کرده است.
	از فعل‌های to be به درستی استفاده کرده است.
	املاء تمام کلمات درست است.

Self-Edit	
✓	Checklist Items
	از نقطه، علامت‌سؤال و علامت تعجب به صورت صحیح استفاده کرده‌ام.
	حروف بزرگ اول جمله‌ها را رعایت کرده‌ام.
	حرف بزرگ اول اسم، فاعیل، شهر و کشور و اسم‌های خاص را رعایت کرده‌ام.
	از فعل‌های to be به درستی استفاده کرده‌ام.
	املاء تمام کلمات را چک کردم و همگی درست می‌باشند.

Self-assessment (خود ارزیابی)

در این درس آموختم:			
نیاز به تمرین بیشتر دارم	خوب آموختم	بسیار خوب آموختم	
			درباره خصوصیت‌های یک نفر صحبت کنم.
			جمله‌های خبری را با آهنگ مناسب بخوانم.
			فعل (To be (am, is, are)) را استفاده نمایم.
			ساختار (There is / are) را استفاده نمایم.



وبسایت تام لند:

mid۱.tamland.ir



tamland_official



tamland.middle.school



با ❤️ بیا تام لند