

# دکتر دُری

## زبان انگلیسی پایه هشتم





# Review

مرور

در این بخش:

اهم مطالب سال هفتم را مرور خواهید کرد:

سلام و احوالپرسی، پرسش درباره اسامی، سن و ماه تولد، اعضای خانواده و شغل، لباس‌ها و رنگ‌ها، خانه و فعالیت‌های مختلف، آدرس، تلفن و غذاها



بایم کلاسی خود مانند نمونه زیر سلام و احوالپرسی کنید و درباره آنچه در پایه هفتم آموخته‌اید گفتگو کنید.

1

**A:** Hello. How are you?

**B:** Hi. I'm fine, thank you. And you?

**A:** Great, thanks. What's your first name?

**B:** My first name is Ahmad.

**A:** And your last name?

**B:** Samimi.

**A:** How old are you?

**B:** I'm 13 years old.

**A:** When's your birthday?

**B:** It's in Aban.

**A:** OK. What's your father's name?

**B:** His name is Mahmood.

**A:** And what's his job?

**B:** He's a mechanic.

**A:** Where is he?

**B:** He's in the garage.

**A:** And your mother's name?

**B:** Her name is Mina.

**A:** And her job?

**B:** She is a housewife.

**A:** What are you wearing?

**B:** I'm wearing a blue sweater.

**A:** What's your favorite food?

**B:** Rice and kebab.

**A:** And your favorite drink?

**B:** Tea.

**A:** OK. Thanks. Nice to meet you.

**B:** Nice to meet you, too.

**A:** Bye.

**B:** Bye.



مانند نمونه زیر، خود را به هم کلاسی‌تان معرفی کنید.

2

Hi. My first name is **Ali** and my last name is **Moradi**.

I'm **14** years old and my birthday is in **Aban**.

My father's name is **Akbar** and he's a shopkeeper. My mother's name is **Mina**.

My phone number is **46810555**. My address is **25 Azadi Street, Mehrabad**.

My favorite food is **rice and kebab** and my favorite drink is **coffee**.







مانند نمونه، درخصوص کارت‌های شناسایی زیر با هم کلاسی خود گفتگو کنید.

3

A	B
What's <b>his</b> first name?	Ahmad
What's <b>his</b> last name?	Samimi
How old is <b>he</b> ?	13
When's <b>his</b> birthday?	Aban
What's <b>his</b> father's name?	Mahmood
What's <b>his</b> father's job?	Worker
What's <b>his</b> mother's name?	Mina
What's <b>his</b> mother's job?	Housewife

A	B
What's <b>her</b> first name?	Samira
What's <b>her</b> last name?	Kabiri
How old is <b>she</b> ?	17
When's <b>her</b> birthday?	Bahman
What's <b>her</b> father's name?	Mojtaba
What's <b>her</b> father's job?	Shopkeeper
What's <b>her</b> mother's name?	Fatemeh
What's <b>her</b> mother's job?	Nurse

- 1 First name: Ahmad  
Last name: Samimi  
Age: 13  
Month of birth: Aban  
Father's name: Mahmood  
Father's job: Worker  
Mother's name: Mina  
Mother's job: Housewife



- 2 First name: Samira  
Last name: Kabiri  
Age: 17  
Month of birth: Bahman  
Father's name: Mojtaba  
Father's job: Shopkeeper  
Mother's name: Fatemeh  
Mother's job: Nurse



- 3 First name: Fariba  
Last name: Mostafavi  
Age: 16  
Month of birth: Dey  
Father's name: Kaveh  
Father's job: Dentist  
Mother's name: Sahar  
Mother's job: Doctor



- 4 First name: Kamran  
Last name: Mohammadi  
Age: 15  
Month of birth: Esfand  
Father's name: Taha  
Father's job: Teacher  
Mother's name: Melika  
Mother's job: Nurse



- 5 First name: Sasan  
Last name: Araki  
Age: 18  
Month of birth: Farvardin  
Father's name: Farhad  
Father's job: Employee  
Mother's name: Mitra  
Mother's job: Teacher



- 6 First name: Parastoo  
Last name: Amiri  
Age: 14  
Month of birth: Khordad  
Father's name: Mahdi  
Father's job: Florist  
Mother's name: Mahin  
Mother's job: Housewife



مانند نمونه زیر، به نوبت با هم کلاسی‌تان افراد تمرین (۳) را به هم کلاسی خود معرفی کنید.

4



### Model

He's **Kamran Mohammadi** and he's **15** years old. His birthday is in **Esfand**.  
His father's name is **Taha** and he is a **teacher**. His mother's name is **Melika**.  
She's a **nurse**. He's wearing a **purple shirt, cream trousers, and white shoes**.





جمله‌های زیر را با مشخصات و اطلاعات فردی خود تکمیل کنید.  
سپس آن را برای ارزیابی در کلاس به عنوان **Lecture** (سخنرانی) آماده نمایید.

5

My first name is ..... and my last name is .....

My father's name is ..... and my mother's name is .....

I'm a student and my father is a/an .....

I'm ..... years old. My birthday is in .....

My phone number is .....

My address is .....

My favorite food is .....

My favorite drink is .....

My favorite color is .....

Your  
Picture

یادداشت‌های ضروری



\* این بخش برای تمرین **Monolog** (منولوگ) بسیار مناسب می‌باشد.





## مطالب لرایه نسله در کتاب هفتم (Prospect 1)

### Lesson 1

#### Practice 1: Greeting

Hi, Ali. Hello, Maryam.	Hi, Reza. Hello, Kimia.
How are you? How are you today?	Fine, thanks / thank you. Great, thanks.
Good morning. Good afternoon. Good morning.	Good morning, Mrs. Azari. Good afternoon, Miss Maniri. Good morning, Mr. Ahmadi.

#### Practice 2: Introducing Yourself

What's your name?	My name's Ali. I'm Ali.
What's your first name? What's your last name?	My first name is Mina. My last name is Karimi.

### Lesson 2

#### Practice 1: Introducing Others

This is my friend Parham. This is my classmate Parisa. This is my English teacher Mr. Kamali. Nice to meet you. Nice to meet you, too.
--

#### Practice 2: Asking Someone's Name

Who is that boy?	He's my friend Erfan.
Who is that girl?	She's my classmate Parisa.
Who is that man?	He's my teacher Mr. Karimi.
Who is that woman?	She's my teacher Miss/Mrs. Bahrami.

### Lesson 3

#### Practice 1: Talking about Your Age

How old are you?	I'm 12. I'm 12 years old.
------------------	------------------------------

#### Practice 2: Talking about Date

When is your birthday?	It's in Bahman.
When's your birthday?	In Bahman.

### Lesson 4

#### Practice 1: Talking about Your Family (Age)

How old is your father?	He's 38 (years old).
How old is your mother?	She's 35 (years old).
How old is your brother?	He's 14 (years old).
How old is your sister?	She's 8 (years old).
How old is your uncle?	He's 45 (years old).
How old is your aunt?	She's 30 (years old).

#### Practice 2: Talking about Your Family (Job)

What is your father's job?	He's a mechanic.
What is your mother's job?	She's a housewife.
What is his uncle's job?	He's a doctor.
What is her aunt's job?	She's a nurse.
What is his job?	He's a teacher.
What is her job?	She's a dentist.

### Lesson 5

#### Practice 1: Talking about Appearance (Height, Clothes, and Color)

Who is Mr. Davoodi?	He's the tall man. He's wearing a gray suit.
Who's Mrs. Lari?	She's the tall woman. She's wearing a black chador.
Which one is Laleh?	She's the tall girl. She's wearing a brown scarf.
Which one is Reza?	He's the short boy. He's wearing a white shirt.

#### Practice 2: Talking about Appearance (Age, Clothes, and Color)

Who is Mr. Lotfi?	He's the old man. He's wearing a green jacket.
Who's Mrs. Danesh?	She's the old woman. She's wearing a brown manteau.
Which one is Dorna?	She's the young girl. She's wearing a gray scarf.
Which one is your teacher?	He's the young man. He's wearing a blue suit.

### Lesson 6

#### Practice 1: Talking about Where People Are

Where are you?	I'm in the bedroom.
Where is he?	He's in the living room.
Where is she?	She is in her office.
Where are they?	They're in the garage.

#### Practice 2: Talking about What People Are Doing

What are you doing?	I'm cooking.
What is he doing?	He's watching TV.
What is she doing?	She's reading a book.
What are they doing?	They're playing football.

### Lesson 7

#### Practice 1: Talking about Your Address

What's your address?	15 Shahid Hakim Street, Manzarieh.
Where do you live?	24 Laleh Street, Sa'dieh.
What's his address?	39 Kargar Street, Baharestan.
What's her address?	67 Mahan Street.
What's their address?	81 Farnam Street.

#### Practice 2: Talking about Your Telephone Number

What's your telephone number?	433-7891.
What's Ali's home number?	652-0796.
What's his mobile phone number?	0925-3345462.
What's her office phone number?	213-4561.
What's their telephone number?	598-9863.

#### Practice 3: Telling the Time

What time is it?	10 (O'clock).
What time are you going?	At 5:45 in the afternoon/p.m.
What time is he going?	8: 20 in the morning/a.m.
What time is she coming back?	7:15 in the evening/p.m.
What time are they leaving?	At 9:30

### Lesson 8

#### Practice 1: Talking about Your Favorite Food and Drinks

What's your favorite food?	Rice and kebab.
What's your favorite drink?	Orange juice.
What do you like to eat/drink?	Some cake and milk.

#### Practice 2: Making Suggestions

I'm hungry.	How about some cake and milk?
I'm thirsty.	Let's have something to drink.
I feel hungry/thirsty.	Let's take something to eat/drink.





# My Nationality



در این درس خواهید آموخت که چگونه:

- ملیّت و اصالت خود را بگویید.
- ملیّت و اصالت دیگران را بپرسید.
- کلماتی که دارای ترکیبات **ch - sh - fr - sp - br** هستند را تلفظ کرده و بخوانید.



## Speaking

A

### Conversation

1 با کمک همکلاسی خود نام کشورهای زیر را بخوانید.



Pakistan



Iran



France



Iraq



Argentina



China

2 شایان در حال معرفی پسرخاله‌اش Sam به دبیر انگلیسی خود می‌باشد. به این مکالمه با دقت گوش کنید و به سوالات زیر پاسخ دهید.

\* نام معلم چیست؟  
\* Sam اصلتا اهل کجاست و کجا زندگی می‌کند؟  
\* آیا او ایران را دوست دارد؟

\* Sam به چه زبان‌هایی می‌تواند صحبت کند؟

**Shayan:** Mr. Chaychi, this is my cousin Sam.

He speaks French, English, and a little Persian.

**Teacher:** Oh, nice to meet you, Sam.

**Sam:** Nice to meet you, too.

**Teacher:** Are you from Iran?

**Sam:** Yes, I'm originally Iranian, but I live in France.

**Teacher:** Welcome to our class. How do you like it in Iran?

**Sam:** Iran is great! I love it. It's a beautiful country.



3 دوباره به این مکالمه گوش کنید و پاسخ‌های خود را با مکالمه مقایسه نمایید.





**B Practice 1: Talking about Nationalities (1)** (گفتگو درباره ملیت‌ها)

4 برای پرسیدن اینکه یک نفر اهل کدام کشور است می‌توان از نمونه‌های زیر استفاده کرد. به مثال‌ها با دقت گوش کنید و آن‌ها را تکرار نمایید.

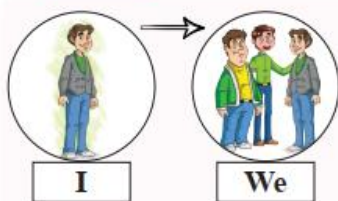


**Note**

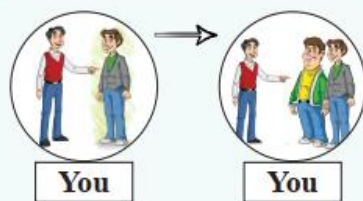
سؤال	جواب
Are <b>you</b> a dentist?	Yes, <b>I</b> am.
Are <b>you</b> doctors?	Yes, <b>we</b> are.
Am <b>I</b> a student?	Yes, <b>you</b> are.
Are <b>we</b> Chinese?	Yes, <b>you</b> are.

حالا با هم‌کلاسی خودت عبارت‌های بالا را تکرار و تمرین کن.


**Note**



I am a student. We are students.



You are a student. You are students.



He is a student.



She is a student.



They are students.





**G Practice 2: Talking about Nationalities (2)** (گفتگو درباره ملیت‌ها)

5 برای پرسیدن ملیت یک نفر از جمله‌های زیر می‌توان استفاده کرد. با دقت به این مثال‌ها گوش کنید و آن‌ها را تکرار نمایید.

1 Are you Iranian? Yes, I am.

2 Are you Iranian? Yes, we are.

3 Are you French? No, I'm not.

4 Are you French? No, we're not.

5 Is he British? Yes, he is.

6 Is she British? Yes, she is.

7 Is he Chinese? No, he isn't.

8 Is she Chinese? No, she isn't.

9 Are they Spanish? Yes, they are.

10 Are they Brazilian? No, they aren't.

حالا با هم‌کلاسی خود عبارت‌های بالا را تکرار و تمرین نمایید.

6 به سرود زیر گوش کنید و با هم‌کلاسی‌هایتان آن را بخوانید.

**The Alphabet of the Nations**

Algeria, Bulgaria, Cambodia, Dominica  
Egypt, France, The Gambia  
Hungary, Iran, Japan, Kazakhstan  
Libya and Mongolia

Norway, Oman, Pakistan  
Qatar, Russia, Suriname  
Turkey, Uruguay, Vietnam  
West Xylophone, Yemen, Zimbabwe





**D Practice 3: Talking about Nationalities (3)** (گفتگو درباره ملیت‌ها)

7 برای این که از یک شخص بپرسیم اهل کجاست می‌توانیم از جمله‌های زیر استفاده کنیم. با دقت به این مثال‌ها گوش کنید و آن‌ها را تکرار نمایید.

1 **Where are you from?** I'm from Iran.

2 **Where are you from?** We're from Iran.

3 **Where is Mary from?** She's from England.

4 **Where is she from?** England.

5 **Where is Mark from?** He's from France.

6 **Where is he from?** France.

7 **Where are they from?** They're from Spain.

**D Role Play**

حالا با هم‌کلاسی خود عبارتهای بالا را تکرار و تمرین نمایید.



8 دانش‌آموزان **A** کارت‌های زیر و دانش‌آموزان **B** کارت‌های صفحه ۷۴ را به دقت بخوانند. سپس با پرسیدن سوالات مناسب از دوستان، جاهای خالی کارت‌های خود را کامل نمایند.



**A:** What's Aren's last name? **B:** His last name is Muller.  
**A:** How do you spell his last name? **B:** M-U-L-L-E-R.  
**A:** Is he from England? **B:** No, he is n't. He's from Germany.



 Name: Aren ..... Age: 9 From: ..... <b>1</b>	 Name: .....Omai Age: ..... From: China <b>2</b>	 Name: Tom ..... Age: 8 From: ..... <b>3</b>
 Name: ..... Turner Age: ..... From: Greece <b>4</b>	 Name: Sulima ..... Age: 7 From: ..... <b>5</b>	 Name: .....Spike Age: 11 From: ..... <b>6</b>

**E Monolog**

9 مانند نمونه زیر، خود را به هم‌کلاسی‌تان معرفی کنید.



Hi, I'm Sara Bahrami.  
I'm 15 years old.  
I'm from Iran.  
I'm Iranian.



Hello. My name is Ahmad.  
I'm a student and I'm 14.  
I'm from Iran.  
I'm Iranian.





## Spelling and Pronunciation

### ch, sh, fr, sp, br

1 کلمه‌های زیر را با هم‌کلاسی خود بخوانید.



she



china



cheese



chair



shirt



shoes

2 در این مکالمه دو دانش‌آموز در حال پرسیدن هجی کلمات از یکدیگر می‌باشند. با دقت به این مکالمه گوش کنید و سؤال زیر پاسخ دهید.

**Student 1:** How do you spell "chair"?

**Student 2:** That's C-H-A-I-R.

**Student 1:** And which is correct for کفش in English, S-H-O-O-S or S-H-O-E-S?

**Student 2:** S-H-O-E-S.

**Student 1:** Thanks.

**Talk To Your Teacher!**

**Which is correct?**

کدام صحیح است؟

دانش‌آموز اول چگونه هجی کلمه‌ها را از دانش‌آموز دوم می‌پرسد؟

3 با توجه به چگونگی تلفظ *ch, sh, br, fr, sp* به کلمه‌های زیر گوش کنید و آن‌ها را تکرار نمایید.

cherry  
child  
chicken  
charm  
cheese  
check  
change  
chain

brain  
brush  
bright  
bread  
broom  
break  
branch  
breakfast




fruit  
friend  
frozen  
Friday  
frog  
free  
fresh  
French

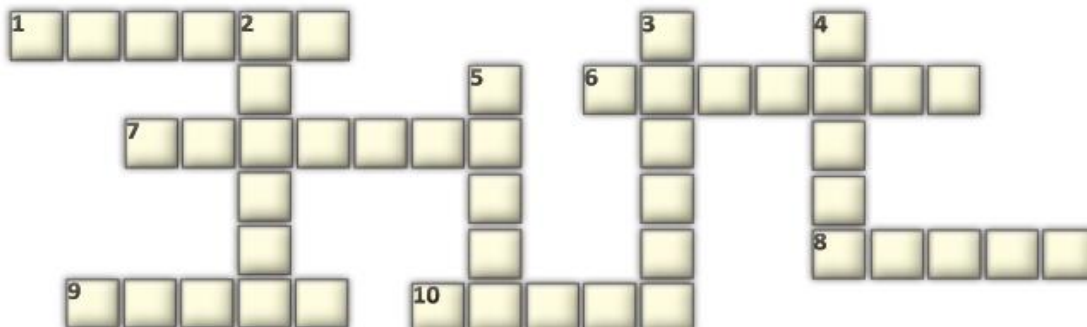
sport  
spell  
speed  
speak  
spoon

fish  
shell  
ship  
shirt  
shorts  
shoes  
shout  
shadow

4 حالا با هم‌کلاسی خود پاسخ هر سؤال را هجی کنید و جدول داده شده را کامل نمایید.

1. From France **ACROSS** →
6. My sister and my br.....
7. From Spain
8. Football is my favorite sp.....
9. I'm wearing a white  .....
10. Cheese and  .....

- DOWN** ↓
2.  .....
3. This is my fr ..... , Ali.
4. He's wearing brown sh  .....
5. I'm sitting on a ch  .....





 **Listening**

**Good Advice**  
ابتدا هر سؤال را با کمک هم‌کلاسی و معلم خود بخوانید سپس به آن‌ها پاسخ دهید. سپس پاسخ خود را با پاسخ هم‌کلاسی خود مقایسه کنید.

1 **Tom** هم‌کلاسی‌های خود را توصیف می‌کند. به تصاویر نگاه کنید و تصاویر را شماره گذاری نمایید. (یک تصویر اضافی است)



2 دوباره به فایل صوتی تمرین قبل گوش کنید و پاسخ مناسب را تیک ✓ بزنید.

	True	False
Jeff is Brazilian.		
Alfred is from Italy.		
Adam is from Spain, but he lives in France.		
Bruce is Chinese.		
Simon is Spanish, but he lives in England.		

False = اشتباه  
True = درست

3 به فایل صوتی گوش کنید و کارت‌های شناسایی را تکمیل نمایید.

Name: Zahra Nemati  
Nationality: .....  
Lives in: .....  
Job: .....

Name: Andy Murray  
Nationality: .....  
Lives in: .....  
Job: .....

Name: Michael Johnson  
Nationality: .....  
Lives in: .....  
Job: .....

3 به مصاحبه با یک کارگردان گوش کنید و جملات زیر را کامل نمایید.

- Schneider is from .....
- Mr. Lee is from ..... He lives in America.
- Mr. Brown lives in .....
- Mohammad Reza Forootan is an .....superstar.
- Miss Jordan is an ..... doctor.



4 به فایل صوتی گوش کنید و دویخش کلمه مناسب را به هم وصل نمایید.

br	other	sh	irt	ch	alk	sp	ain	fr	ance
	eakfast		oes		air		anish		ench

 **Prospect Book Listening Section**

5 به مکالمه ها گوش کنید و جدول زیر را کامل نمایید.

Conversations	Name	Nationality
1		
2		


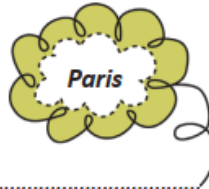





## Reading & Writing

**Good Advice**  
ابتدا هر سؤال را با کمک هم‌کلاسی و معلم خود بخوانید سپس به آن‌ها پاسخ دهید. سپس پاسخ خود را با پاسخ هم‌کلاسی خود مقایسه کنید.

1 هر یک از شهرهای زیر در کدام کشور است. با استفاده از اطلاعات عمومی خود و کمک اطلس جهان نام کشورها را بنویسید.



2 برای کامل شدن هر جمله، از بین کلمات قرمز رنگ، دور کلمه مناسب خط بکشید.

1. I'm from **Iranian** / Iran.

2. We are **Spanish** / Spain.

3. They're **Japanese** / Japan.

4. He's from **Russian** / Russia.

5. She's from **English** / England.

6. I'm **China** / Chinese.

7. Is he from **Iraqi** / Iraq?

8. Are they **Turkish** / Turkey?

3 با توجه به هر متن، کارت‌های شناسایی را تکمیل کنید.

Hi. I'm Steven Gerrard and I'm 35 years old. I'm an English footballer.

First name: .....

Last name: .....

Age: .....

Job: .....

Nationality: .....

Hi. I'm Wang Yong. I'm an engineer. I'm Chinese. I'm 28 years old.

First name: .....

Last name: .....

Age: .....

Job: .....

Nationality: .....

Hi. I'm Paul Richards. I'm a French doctor. I'm 45 years old.

First name: .....

Last name: .....

Age: .....

Job: .....

Nationality: .....





4 مکالمه‌های زیر را کامل کنید.

1. **A:** *Is he British?*

**B:** Yes, he is. He is British.

2. **A:** *Are you from America?*

**B:** No, .....

3. **A:** *Is she Chinese?*

**B:** Yes, .....

4. **A:** *Are they from Spain?*

**B:** No, .....

5. **A:** *Are you Iranian?*

**B:** Yes, .....

6. **A:** *Is that man from Japan?*

**B:** No, .....

7. **A:** *Are they Turkish?*

**B:** Yes, .....

8. **A:** *Is she from England?*

**B:** No, .....

5 با توجه به هر پرچم، مکالمه‌های زیر را کامل کنید.

1

**A:** *Where is he from?*

**B:** He's from Germany.

He's German.



2

**A:** *Where are they from?*

**B:** They're from .....

They're.....



3

**A:** *Where Am I from?*

**B:** You're from .....

You're.....



4

**A:** *Where are you from?*

**B:** I'm from .....

I'm.....



5

**A:** *Where .....*?

**B:** She.....

She.....



6

**A:** *Where.....*?

**B:** He .....

He.....



7

**A:** .....

**B:** .....

.....



8

**A:** .....

**B:** .....

.....







وبسایت تام لند:

mid\,tamland.ir



tamland\_official



tamland.middle.school



با ❤️ بیا تام لند